
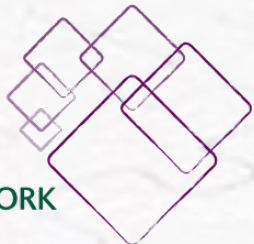


NATIONAL
DISABILITY RIGHTS
NETWORK



Election Omnibus Findings

January 2021



Lake Research Partners

Washington, DC | Berkeley, CA

LakeResearch.com

202.776.9066

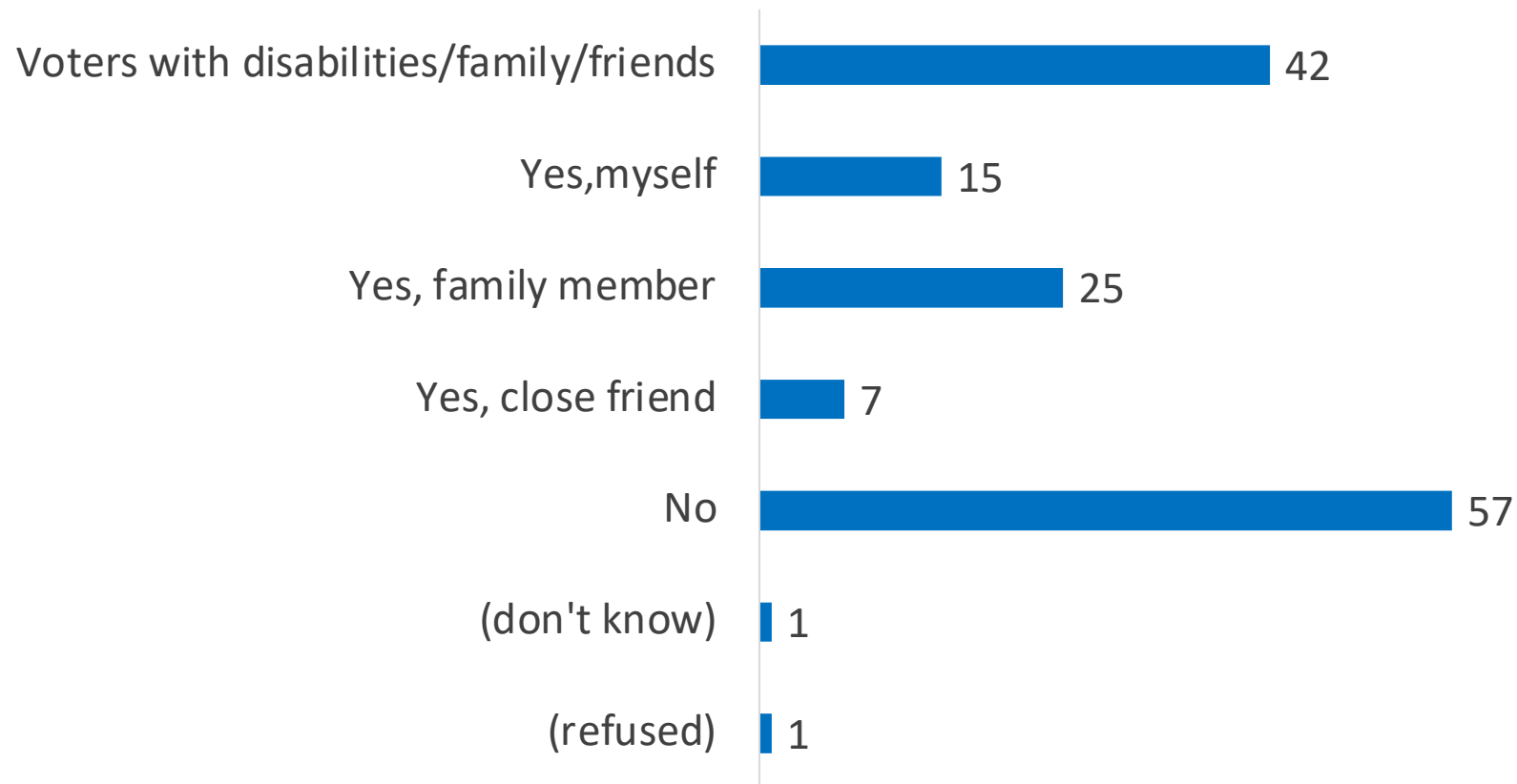
THE TARRANCE GROUP

Methodology

- Lake Research Partners and The Tarrance Group designed and administered this pre-election and election night survey which was conducted using professional interviewers from October 31 – November 3, 2020. The questions about voting and the demographics reached a total of 2,400 voters nationwide who voted in the 2020 elections or who were planning to vote later on Tuesday – 1,335 interviews among voters who were reached on cell phones, including 600 interviews completed by text-to-online, and 1,065 interviews among voters who were reached on landlines (margin of error +/- 2.0%). Issue questions reached a total of 1,200 voters nationwide who voted in the 2020 elections or who were planning to vote later on Tuesday (margin of error of +/-2.8%).
- Telephone numbers were drawn from the TargetSmart voter file. The sample was stratified geographically based on the proportion of likely voters in each region. The data were weighted to reflect the aggregated Presidential vote as reported in the 2020 exit polls, as well as by gender, age, race, party identification, education, marital status, union household, and census region to reflect the actual proportions of the electorate.
- Due to rounding some of the numbers in the presentation will not always add to 100%.

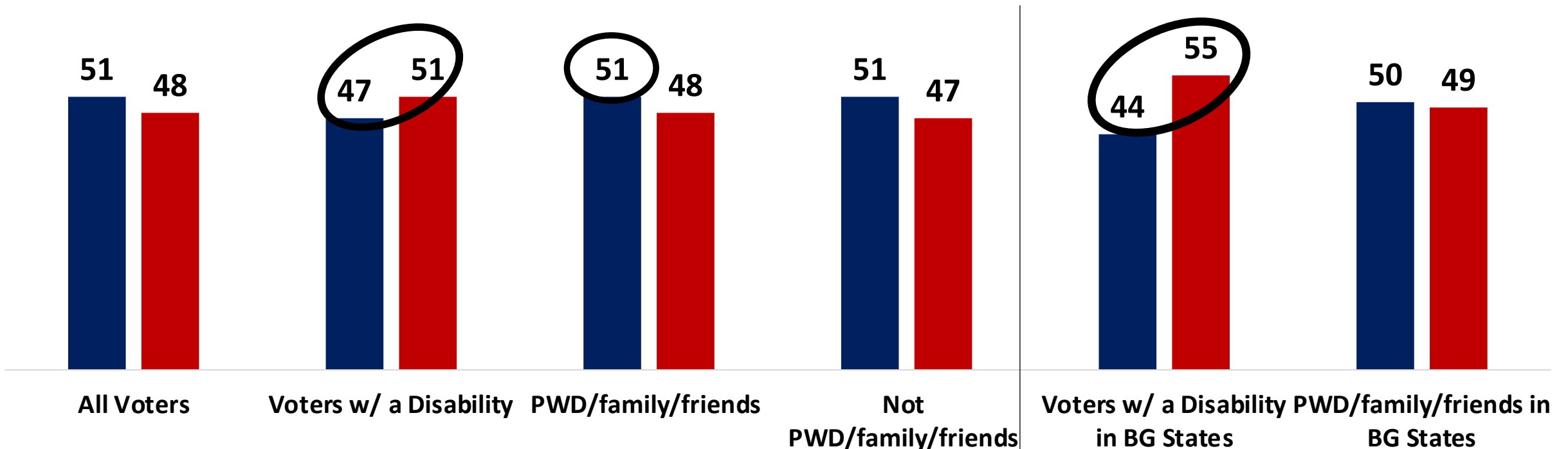
More than 2 in 5 voters report having a disability and/or having a family member or a close friend with a disability. Throughout this webinar deck, we use either the phrase “voters with disabilities/family/friends” or “P/F/F” to refer to the total sample of voters who say they either personally have a disability, have a family member with a disability, or a close friend with a disability.

Do you, a family member, or a close friend have a disability, such as a physical, mental health, sensory, learning, cognitive or other disability that impacts daily living? If yes, then please let me know which applies.





A majority of voters with disabilities overall, including 55% of voters with disabilities in battleground states, voted for Donald Trump. A majority of the voters with disabilities/family/friends voted for Biden – 51% to 48%. In 2016, a plurality of voters with disabilities (49%) voted for Clinton.

If the election for President were held today, and the candidates were [ROTATE BIDEN AND TRUMP] _ Democrat Joe Biden _ Republican Donald Trump, _ Libertarian Jo Jorgensen, [AND] _ Green Party Candidate Howie Hawkins, for whom would you vote?



2016 Vote	Trump	Clinton
Voters w/ a disability	46	49
PWD/family/friends	48	47
Not PWD/family/friends	47	46

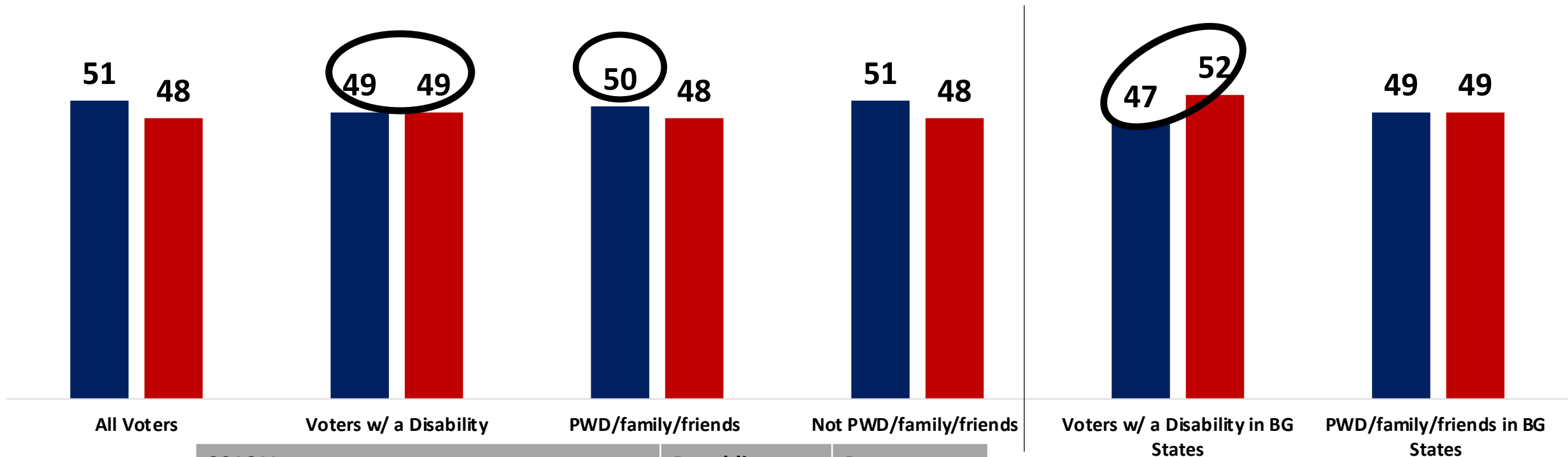
 Democrat Joe Biden
 Republican Donald Trump

THE TARRANCE GROUP

LRP LAKE RESEARCH PARTNERS
 Strategy Precision Impact

Voters with disabilities nationwide split their votes evenly between the Democratic and Republican candidate. Among voters with disabilities in battleground states, 52% voted for the Republican candidate. Half of all voters with disabilities/family/friends voted for the Democrat.

In the election for Congress, will you vote for [ROTATE: _the Republican candidate or _the Democratic candidate? [IF "UNDECIDED," ASK]: Which candidate do you lean toward at this time?

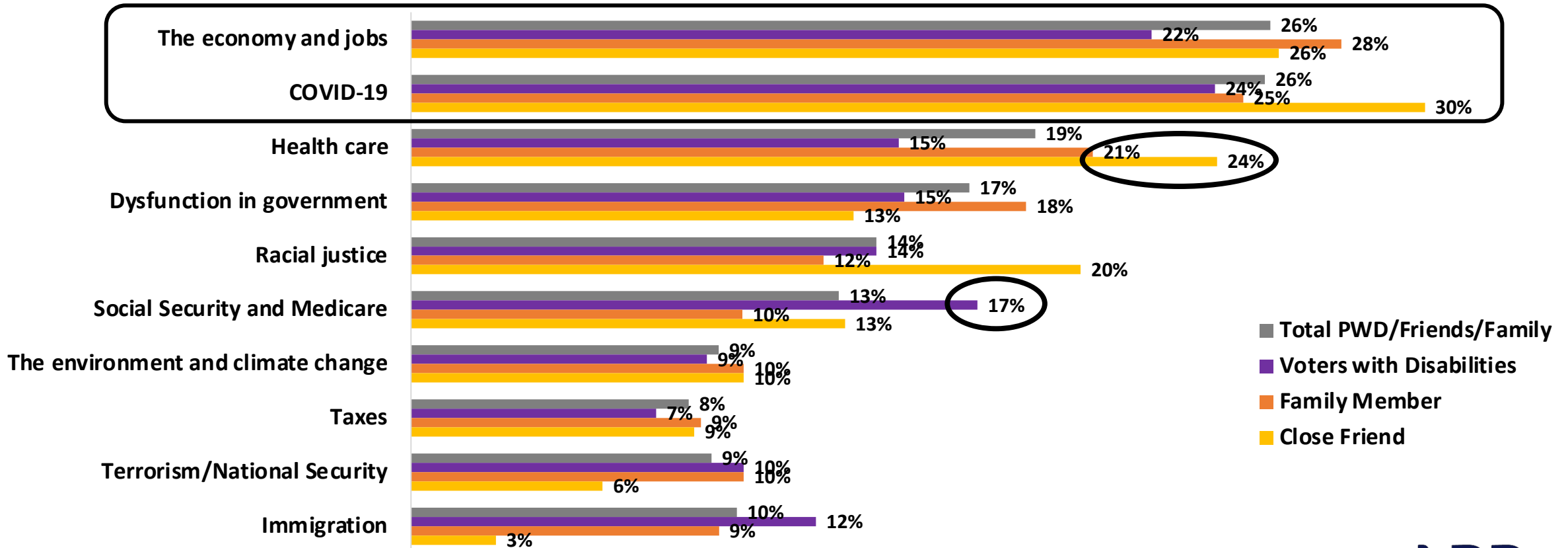


Democrat
Republican

2016 Vote	Republican	Democrat
Voters w/ a Disability	41	54
Voters w/ a Disability/Family/Friends	48	50
Not PWD/family/friends	50	48

Among voters with disabilities and those connected to voters with disabilities, COVID-19 and the economy and jobs were the most important issues in deciding for whom to vote. Voters with a family member or close friend were likely to list health care as an important issue and voters with disabilities were more likely than voters overall to list Social Security and Medicare as an important issue, too.

I am going to read you a list of issues that may have come up during the election. Please tell me which one or two of these was most important to you in deciding from whom to vote. [TOP TIER]

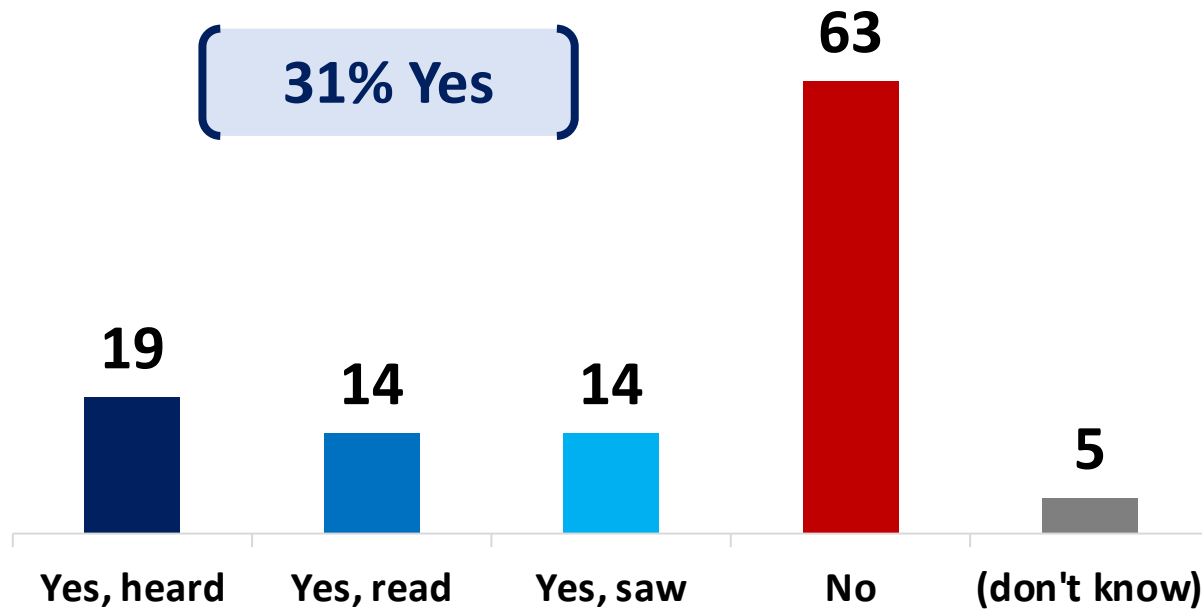


Candidates and Disability Issues



Less than one-third of voters overall remember hearing, reading, or seeing anything from congressional or presidential campaigns about issues that are important to people with disabilities. African American voters are most likely to recall hearing something from campaigns. Independents and voters in the Midwest are least likely.

Leading up to the November 2020 General Election, did you hear, read, or see anything from congressional or presidential campaigns about issues that are important to people with disabilities?



Among those who heard, read, or saw something, 53% voted for Biden and 46% voted for Trump. Those who heard, read, or saw something voted 53% for the Democratic candidate and 46% for the Republican candidate on the congressional ballot.

	All Yes	No
Men	30	64
Women	32	62
Under 50	32	62
Over 50	30	65
Northeast	33	62
Midwest	26	68
South	35	61
West	29	64
White	30	65
African American	38	57
Latino	29	66
API	29	64
Democrat (ID)	34	61
Independent (ID)	26	69
Republican (ID)	32	61

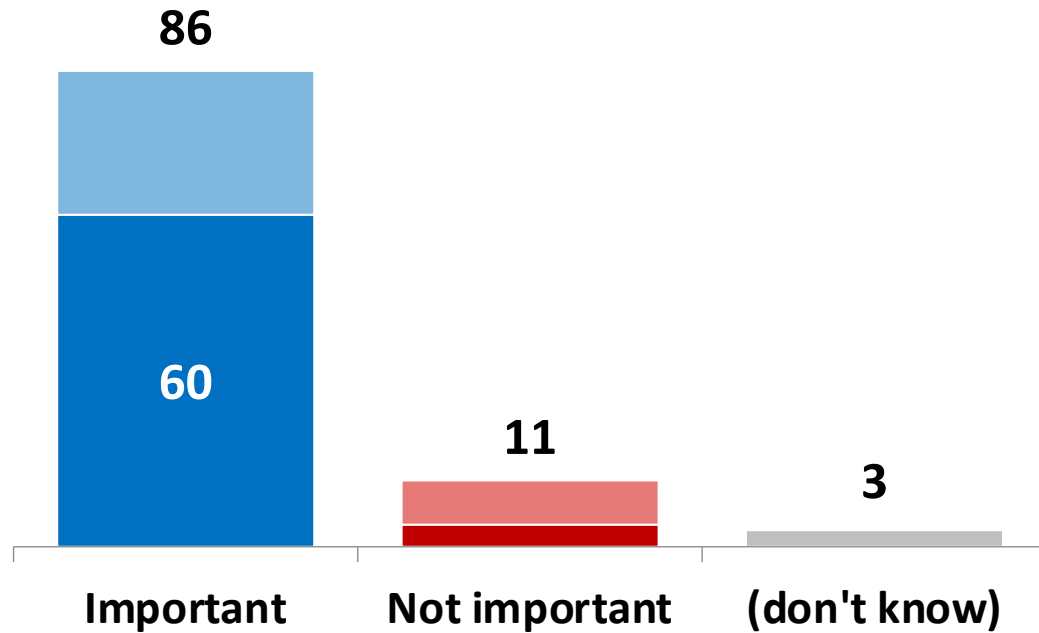
Voters with disabilities, particularly women with disabilities, and voters with a close friend with disabilities are most likely to have heard, read, or seen something.

Leading up to the November 2020 General Election, did you hear, read, or see anything from congressional or presidential campaigns about issues that are important to people with disabilities?

	All	PWD	Family	Friends	PWD/ Family/ Friends	PWD Men	PWD Women	PWD <50	PWD 50+	PWD BG States	P/F/F in BG States	Voted Trump	Voted Biden
Yes, heard	19	25	22	23	23	26	24	25	26	22	22	18	20
Yes, read	14	15	19	31	18	14	16	22	9	7	13	13	16
Yes, saw	14	17	13	28	16	11	22	21	13	13	17	14	14
All yes, combined	31	41	36	47	38	36	46	41	42	33	33	31	33
No	63	55	59	51	58	61	50	55	55	61	62	63	63

Across demographic subgroups, a solid majority of voters believe it is very important that congressional and presidential campaigns address issues that are important to people with disabilities. African American voters are especially likely to say it is very important.

How important is it to you that congressional and presidential campaigns address issues that are important to people with disabilities?



	Very Important	Not Important
Men	59	13
Women	60	10
Under 50	57	11
Over 50	62	11
Northeast	59	11
Midwest	60	11
South	61	11
West	57	12
White	59	12
African American	77	7
Latino	56	13
API	34	17
Democrat (ID)	68	8
Independent (ID)	59	8
Republican (ID)	52	17
Trump	51	15
Biden	68	7

We see the greatest rating of importance for issues for people with disabilities among voters with disabilities, especially those in battleground states, men with disabilities, older people with disabilities, and Biden voters who heard something around disabilities during the election.

How important is it to you that congressional and presidential campaigns address issues that are important to people with disabilities?

	All Voters	PWD	Fam	Friend	PWD/Family/Friends	PWD Men	PWD Women	PWD <50	PWD 50+	Heard Issues Biden	Heard Issues Trump	Didn't Hear Biden	Didn't Hear Trump	PWD BG States	P/F/F BG States
Very important	60	81	66	60	69	84	78	76	86	82	62	62	48	79	62
Somewhat important	26	12	24	30	21	8	16	16	10	17	27	25	32	11	25
A little important	8	4	6	5	6	6	3	7	2	1	9	8	11	6	8
Not important at all	4	1	3	5	3	1	2	1	1	0	2	2	6	2	3
Important	86	94	90	90	90	93	95	92	95	99	88	86	80	91	88
Not important	11	6	9	10	9	7	4	8	4	1	11	10	17	8	10

At least 9 in 10 voters agree that our communities are at their best when all people, including people with disabilities, have opportunities, and that people with disabilities should be at decision making tables just like everyone else. Voters also strongly agree with statements that call for disability issues to be included in national policies and for candidates and their campaigns to include this constituency in their efforts and fight against stigmas and bias.

Now let me read you some statements and please tell me if you agree or disagree with each statement. [TIER ONE]

All Voters

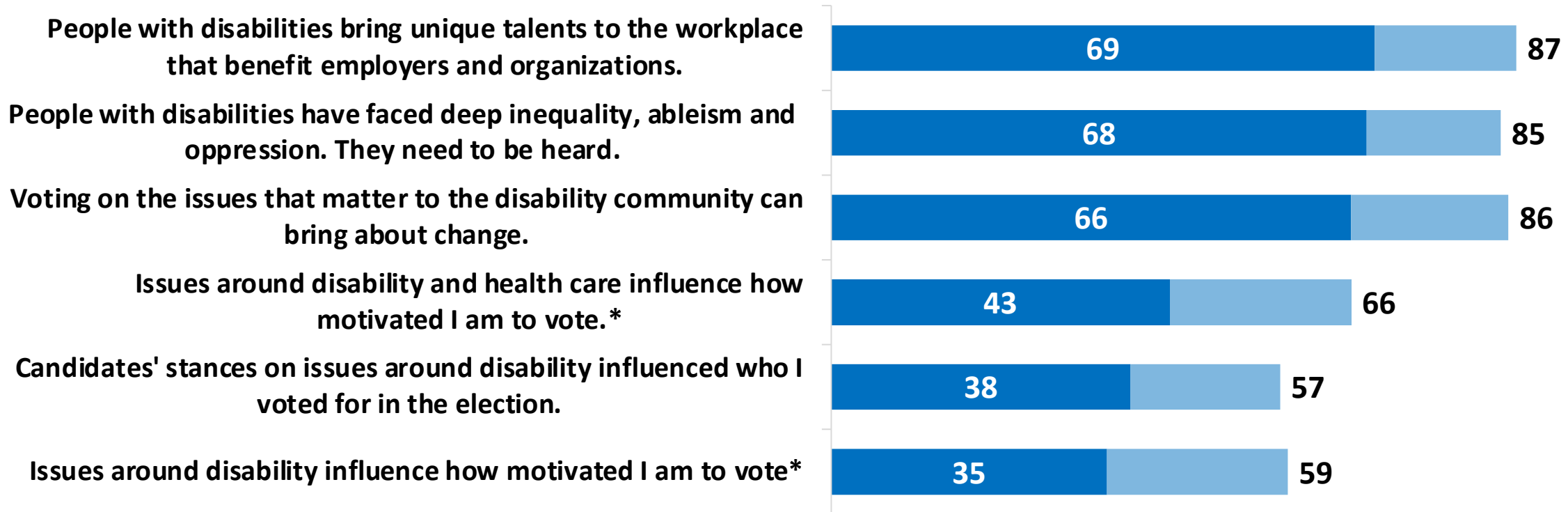


Not so strongly agree
Strongly agree

At least two-thirds of voters also strongly agree with statements that center people with disabilities and highlight their contributions to the workplace, underscore the historical biases they have faced, and talk about how voting on issues important to this community can bring about change. Statements focused on the individual around the issues and motivation to vote fall into a second tier. Voters are more likely to strongly agree that issues around disability and healthcare influence their motivation to vote rather than disability issues alone.

Now let me read you some statements and please tell me if you agree or disagree with each statement. [TIER TWO]

All Voters



■ Not so strongly agree
■ Strongly agree

*split sampled question

THE TARRANCE GROUP



The top tier of statements is also strong, especially among voters with disabilities. More than 9 in 10 older voters with disabilities and voters with disabilities in battleground states strongly agree our communities are at their best when all people, including people with disabilities, have the opportunity to get skills, jobs, and succeed.

Tell me if you agree or disagree with each statement. [TOP TIER]

% Strongly Agree	All Voters	PWD	Fam	Friend	PWD/Family/Friends	PWD Men	PWD Women	PWD <50	PWD 50+	Heard Issues Biden	Heard Issues Trump	Didn't Hear Biden	Didn't Hear Trump	PWD BG States	P/F/F BG States
Our communities are at their best when all people, including people with disabilities, have the opportunity ...	80	91	85	84	87	91	91	86	95	88	81	83	73	92	87
People with disabilities should be at decision making tables, just like anyone else	76	85	78	77	80	87	83	83	86	85	69	82	70	85	80
Disability issues should be included in national policies on health care	73	84	80	77	81	86	82	84	84	86	66	83	61	88	84
Candidates and their campaigns should reach out to and include people with disabilities ...	70	81	77	63	76	83	79	76	85	83	66	77	61	79	75
America's leaders should fight stigmas and bias that limit opportunities for people with disabilities	70	79	75	68	75	79	78	78	80	82	70	77	57	80	75

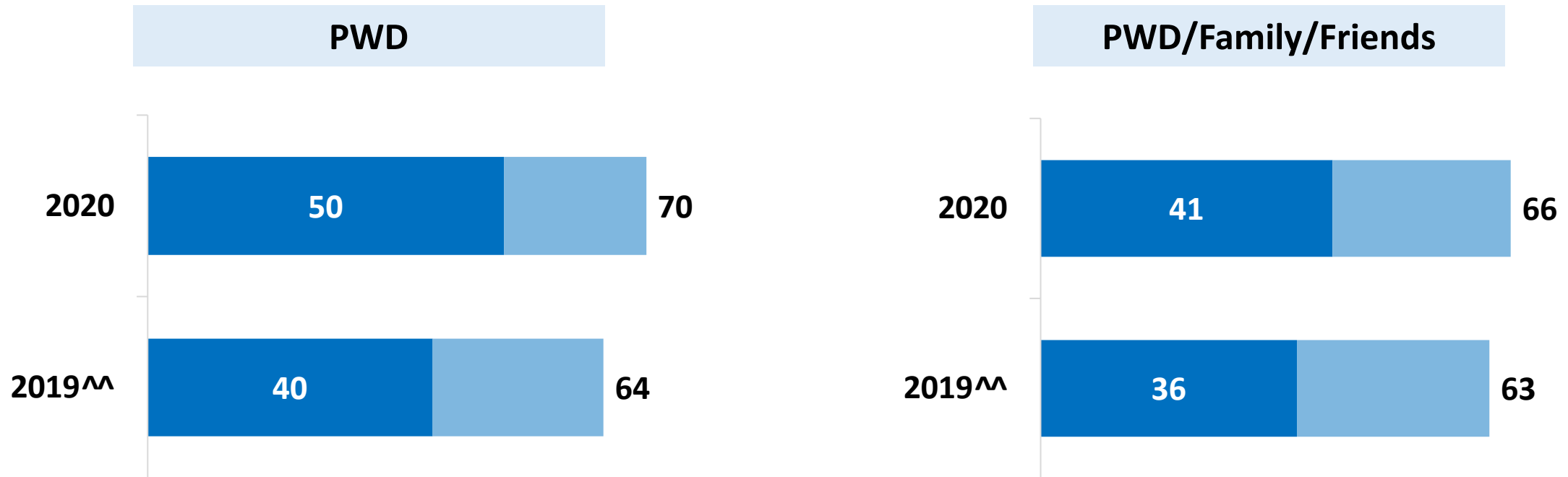
Voters with disabilities strongly agree with all statements at higher rates than overall voters with disabilities/family/friends overall, as do Biden voters who heard about issues around disabilities from campaigns. Younger voters with disabilities are more likely than older voters with disabilities to strongly agree that candidates' stances on issues around disability influence who they voted for and how motivated they were to vote this election.

Tell me if you agree or disagree with each statement. [SECOND TIER]

% Strongly Agree	All Voters	PWD	Fam	Friend	PWD/Family/Friends	PWD Men	PWD Women	PWD <50	PWD 50+	Heard Issues Biden	Heard Issues Trump	Didn't Hear Biden	Didn't Hear Trump	PWD BG States	P/F/F BG States
People with disabilities bring unique talents to the workplace that benefit employers and organizations	69	83	75	60	76	81	85	78	87	80	66	72	62	82	75
People with disabilities have faced deep inequality, ableism and oppression. They need to be heard	68	84	70	65	73	81	86	83	85	84	54	77	59	84	72
Voting on the issues that matter to the disability community can bring about change	66	79	71	59	72	81	77	78	80	81	61	72	59	79	69
Issues around disability and health care influence how motivated I am to vote*	43	53	49	42	50	51	55	50	55	65	40	47	31	49	48
Candidates' stances on issues around disability influenced who I voted for in the election	38	54	40	36	43	57	51	57	52	59	39	42	25	56	47
Issues around disability influence how motivated I am to vote*	35	50	35	49	41	52	47	57	44	49	26	42	24	48	40

There has been a 10-point increase in intensity among people with disabilities and a 5-point increase among the voters with disabilities/family/friends strongly agreeing that issues around disability influence how motivated they are to vote.

Issues around disability influence how motivated I am to vote*



*split sampled question

Not so strongly agree

Strongly agree

^^Lake Research Partners conducted a mixed mode survey for NDRN from August 12 – August 20th, 2019 among 1,000 adults nationwide with a disability, or who have an immediate family member or close friend with a disability.

THE TARRANCE GROUP

Voters with disabilities, particularly women with disabilities, are very concerned that cuts to health care and the ACA will have a negative impact on people with disabilities.

How concerned are you that cuts to health care and the ACA will have a negative impact on people with disabilities?

	All Voters	PWD	Family	Friends	PWD/Family/Friends	PWD Men	PWD Women	PWD <50	PWD 50+	PWD BG States	PWD/Friends/Family BG States
Very concerned	41	52	47	42	46	44	60	54	50	47	46
Somewhat concerned	22	18	19	18	20	19	17	17	20	14	17
A little concerned	14	8	12	22	13	8	9	10	7	10	15
Not concerned at all	19	15	20	15	18	21	8	17	12	20	19
Concerned	62	70	65	60	65	63	77	71	70	62	63
Not concerned	32	23	32	37	31	30	16	28	19	31	33

Questions?